



**COMMERCIAL**



**ARCHITECTURAL™ DESIGN SERIES**



**DRIFTEX™**



**CONTRASTA™**



**RUSTICA™**


Introducing the new **Architectural™ Design Series** from Delta Commercial—quality plumbing products that bring the unexpected to commercial spaces. Luxurious high-end collections designed without sacrificing commercial quality and innovation.



# REIMAGINE

## COMMERCIAL PLUMBING SOLUTIONS

Designed for high-use areas, with residential elegance in mind, the Architectural™ Design Series allows you to create a bathroom space as refined as the rest of the interior while seamlessly layering in advanced technology.



# SERIES HIGHLIGHTS

The Architectural™ Design Series features faucets and soap dispensers with Proximity® Sensing Technology and flush valves with H<sub>2</sub>Optics® Sensing Technology. Three aerator and flow rate options allow for greater flexibility when designing your restroom.




## FEATURED FINISHES


Our versatile designs aren't just stylish—they're paired with a wide range of finishes to help them complement any décor. Add warmth and depth to your vision.



(CH) Chrome



(SS) Brilliance® Stainless




(BL) Matte Black



(CZ) Champagne Bronze®

# INSPIRED DESIGN WITH RELEVANT TECHNOLOGIES

## PROXIMITY® SENSING TECHNOLOGY



Proximity® Sensing Technology allows the user to turn on the faucet or soap dispenser by simply placing a hand near the body. The entire body acts as a sensor, responding when activated. These products are designed for tough conditions and busy facilities that require hands-free operation, vandal resistance, reliable operation, and ease of maintenance.



## H<sub>2</sub>OPTICS® SENSING TECHNOLOGY

H<sub>2</sub>Optics® Sensing Technology is one of the most advanced hands-free sensing technologies for flush valves in the industry today. With the ability to accurately sense the user's distance—regardless of external factors such as light reflection, clothing color, or textures—H<sub>2</sub>Optics® Sensing Technology provides consistent, dependable results.

The Architectural Design Series faucets ship complete with three aerators which allow flexibility at time of installation.



**LAMINAR FLOW**  
A streamlined flow that provides a clear and natural appearance



**AERATED FLOW**  
An aerated stream that feels soft and pleasant



**MIKADO FLOW**  
A unique grid-like spray pattern that takes water experience to a new level

- Faucets are available in three flow rate options:  
1.0 GPM (3.8 L/min)  
0.5 GPM (1.9 L/min)  
0.35 GPM (1.3 L/min)
  - Coordinating 4" centerset cover plates available
  - Coordinating optional covered drains
  - Coordinating flush valves
  - All soap dispensers accommodate both liquid or foam soap
- \*Flush valve, soap dispensers, cover plates and covered drains available in 2023.**



# RUSTICA™

## COLLECTION

Rustica blends an elegant traditional design with a modern interpretation of classic form. Upgrade your busy commercial space with its soft curves.

- Offers a rich classic styling for any décor.
- Proximity® Sensing Technology in faucets and soap dispensers provide hands-free operation, vandal resistance, and easy maintenance.
- H<sub>2</sub>Optics® Sensing Technology in flush valves provide hands-free operation with accuracy and consistency.
- Optional 4" centerset cover plates and matching drains available.

**\*Flush valve, soap dispensers, cover plates and covered drains available in 2023.**



Electronic Single Hole  
Lavatory Faucet

**AVAILABLE NOW**



Electronic Single Hole  
Soap Dispenser

**AVAILABLE 2023**



Wall Mount  
Flush Valve

**AVAILABLE 2023**



CH



SS



BL



CZ





# DRIFTEX™

## COLLECTION

Engineering meets artistry in Driftex, delivering a simple yet distinctively elevated design.

- Offers a bold silhouette with the gentle curves of the spout.
- Proximity® Sensing Technology in faucets and soap dispensers provide hands-free operation, vandal resistance, and easy maintenance.
- H<sub>2</sub>Optics® Sensing Technology in flush valves provide hands-free operation with accuracy and consistency.
- Optional 4" centerset cover plates and matching drains available.

**\*Flush valve, soap dispensers, cover plates and covered drains available in 2023.**



Electronic Single Hole  
Lavatory Faucet

**AVAILABLE NOW**



Electronic Single Hole  
Soap Dispenser

**AVAILABLE 2023**



Wall Mount  
Flush Valve

**AVAILABLE 2023**




CH



SS



BL



CZ



# CONTRASTA™ COLLECTION

Lean into Contrasta—its dramatic angles and geometric shapes provide the centerpiece in any modern space.

- Offers the perfect blend of dramatic angles and geometric shapes.
- Proximity® Sensing Technology in faucets and soap dispensers provide hands-free operation, vandal resistance, and easy maintenance.
- H<sub>2</sub>Optics® Sensing Technology in flush valves provide hands-free operation with accuracy and consistency.
- Optional 4" centerset cover plates and matching drains available.

**\*Flush valve, soap dispensers, cover plates and covered drains available in 2023.**



Electronic Single Hole Lavatory Faucet

**AVAILABLE NOW**



Electronic Single Hole Soap Dispenser

**AVAILABLE 2023**



Wall Mount Flush Valve


**AVAILABLE 2023**




CH



SS



BL



CZ



see what Delta can do™

A MASCO COMPANY

Masco Canada Limited  
350 S. Edgeware Rd.  
St. Thomas, Ontario N5P 4L1

[deltafaucet.ca](http://deltafaucet.ca)  
800.567.3300

Delta Faucet Company  
55 E. 111th St., P.O. Box 40980  
Indianapolis, IN 46280

[deltafaucet.com](http://deltafaucet.com)  
800.345.DELTA (3358)

©2022 Masco Canada Limited  
All rights reserved.

MKT-22-105E